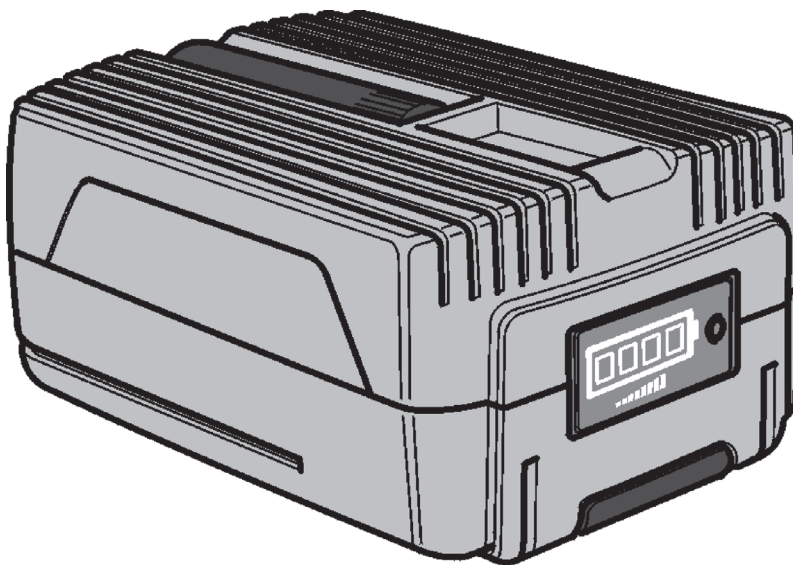




redback

40V Lithium Ion Battery



Model #s 106050 (2.0Ah)/106051 (4.0Ah)/106052 (6.0Ah)

Operation Manual



This safety alert symbol identifies important safety messages in this manual. Failure to follow this important safety information may result in serious injury or death.

Part # 107370 Rev A



For Service or Questions

Call 1-877-487-8275

720-287-5182

www.redbackpowerusa.com

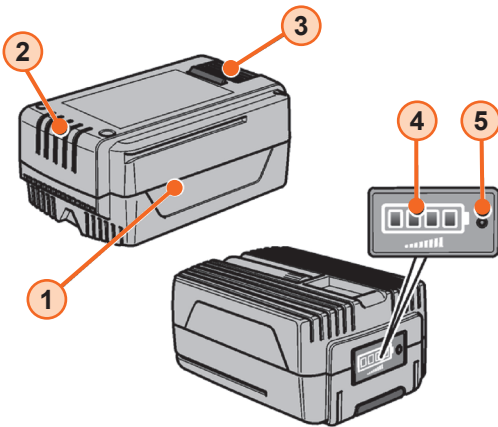
Redback products are distributed by



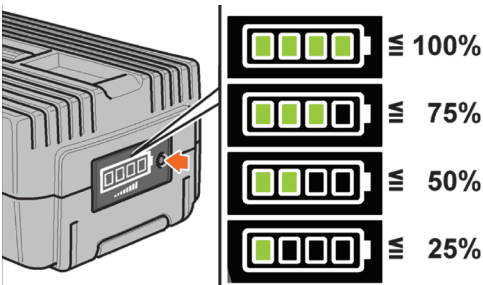
FrictionlessWorld

1100 W 120th Ave, Suite 600
Westminster, CO 80234 • 720-287-5182

Operation



1. Battery
2. Contacts
3. Release Button
4. LED Battery State of Charge
5. Indicator Button



Battery state of charge

Press the button next to the indicator LEDs to check the state of the battery charge. The indicator goes out after 5 seconds. If the LEDs flash, the battery must be recharged. If the red LED lights up after the button is pressed, the battery is faulty and must be replaced.

Battery Life

Never charge batteries at temperatures below 32° F (0° C) or above 104° F (40° C). Do not charge batteries in an environment which has high air humidity or at a high ambient temperature. Do not cover batteries and/or the battery charger during the charging process. It is normal for the battery and charger to heat up during the charging process.

Lithium ion batteries do not exhibit the well known “memory effect”. However each battery should be fully recharged before use.

Follow the instructions for charging the battery in the operating instructions for the electric power tool and the battery charger. Reduced operating times after recharging indicates that the battery is worn out and may need to be replaced.

If the batteries are not used for a prolonged period, store batteries partially charged and in a cool location 50° - 77° F (10° - 25°C).



CAUTION

Do not use batteries with damaged casing.

Do not attempt to open batteries.

Do not dispose of in fire, water or household waste.

Avoid continuous exposure to extreme heat, water and humidity.

Battery voltage must match the battery charging voltage.

Use only with Redback charger and Redback 40V rated tools.



Disposal Information

Recycle raw materials instead of disposing as waste.

Battery, accessories and packaging should be recycled in an environmentally friendly manner. Plastic parts are identified for recycling according to material type.

Warranty & Specifications

IMPORTANT NOTICE

We, the manufacturer, reserve the right to change the product and/or specifications in this manual without notification. The manual is for information usage only and the pictures and drawings depicted herein are for reference only.

Warranty Repair and Service

Do not return this product to the store for warranty issues or repair. Call our customer service department at **720-287-5182**, **1-877-487-8275**, or visit **www.redbackpowerusa.com** for the location of the nearest service center.

Record the information below for future reference.

Model No. _____

Serial No. _____

Date of Purchase _____

Place of Purchase _____

SKU/Part No.	106050	106051	106052
Description	40V Lithium Ion Rechargeable Battery		
Rated Voltage	40 Volts DC	40 Volts DC	40 Volts DC
Capacity	2.0Ah	4.0Ah	6.0Ah
LED Light Power Indicator			
Four Green Lights	100%		
Three Green Lights	>75% remaining		
Two Green Lights	>50% remaining		
One Green Lights	>25% remaining		
Warranty	1-Year Limited Warranty		
Shipping Weight	1.98 lbs	2.87 lbs.	3.75 lbs



Redback products are distributed by



FrictionlessWorld

1100 W 120th Ave., Suite 600
Westminster, CO 80234 • 720-287-5182

For Service or Questions

Call 1-877-487-8275

720-287-5182

www.redbackpowerusa.com